


# MEK-36    MAK-36

/



**MUNSCH Kunststoff-Schweißtechnik GmbH**  
Im Staudchen • D-56235 Ransbach-Baumbach, Germany  
Phone: +49 (0) 26 23-8 98-0  
Fax: +49 (0) 26 23-8 98-21  
Internet: <http://www.munsch.de>



« - »  
115201 . . . . . , 7/8  
./ : +7 495 150-0822  
Internet: <http://www.adr-t.ru>  
E-mail: [info@adr-t.ru](mailto:info@adr-t.ru)

1	.....	4
1.1	.....	4
1.2	.....	4
1.3	.....	5
1.4	.....	5
2	.....	6
2.1	.....	6
2.2	.....	7
2.3	.....	7
2.3.1	.....	7
2.3.2	.....	7
2.4	.....	7
3	.....	8
3.1	.....	8
3.1.1	.....	8
3.1.2	.....	8
3.2	.....	9
3.3	.....	10
4	.....	10
4.1	.....	10
4.1.1	.....	10
4.1.2	.....	11
4.1.3	.....	12
4.2	.....	13
4.2.1	.....	13
4.2.2	.....	14
5	.....	15
5.1	.....	15
5.2	.....	15
5.3	.....	16
5.3.1	.....	16
5.3.2	.....	16
5.3.3	.....	16
5.3.4	.....	16
5.3.5	.....	16
5.3.6	.....	17
6	.....	18
7	.....	19
8	.....	20

**Konformitätserklärung des Herstellers**  
im Sinne der EG-Maschinenrichtlinie 98/37/EG Anhang II B,



EU machinery directive 98/37/EEC, Annex II B

MUNSCH Kunststoff-Schweißtechnik GmbH  
Im Staudchen  
D-56235 Ransbach-Baumbach

MEK-36      MAK-36

EC Machinery Directive.

( ):

- ✓ DIN EN ISO 12100-1: 2004
- ✓ DIN EN ISO 12100-2: 2004
- ✓ DIN EN 13732-1: 2008

EC- :

- ✓ EU Low-Voltage Directive 73/23/EC
- ✓ EN 60204-1 (VDE 0113 Part 1): 2007
- ✓ EN 61029-1 (VDE 0740 Part 500): 2003
- ✓ VDE 0701 Part 1: 2008
- ✓ VDE 0702 Part 1: 2003

- ✓ EU EMC Directive 89/336/EC
- ✓ DIN EN 55014-1: 2007
- ✓ DIN EN 55014-2: 2009

Ransbach-Baumbach, 29.12.2009

*Stefan Munsch*  
Dipl.-Ing. Stefan Munsch,

1

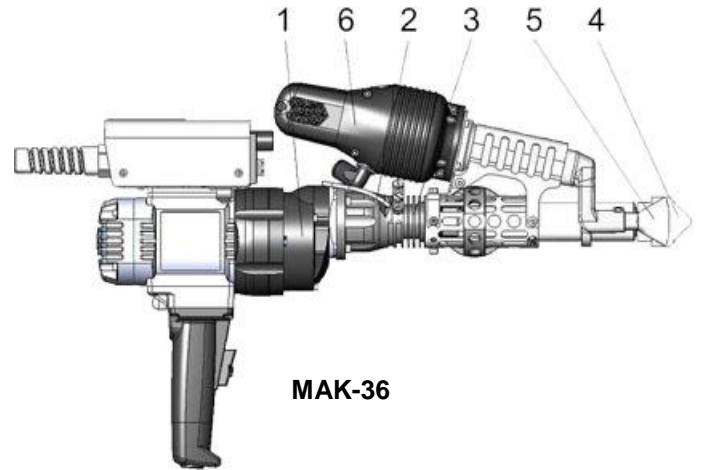

1.1

MEK-36 MAK-36

- 1  
- 1  
- 1

- 1  
- 1  
- 3

1.2



1. MEK-36 MAK-36 –

2. ( )  
MEK-36 MAK-36

Ø4 Ø5

– « ».

3.

4. -4,

5.

MEK-36 MAK-36

B ( )

D ( )

6.

MEK MAK.  
1/2"

MEK MEK-36 MAK-36

(External)

MAK

( ) ;

MUNSCH

(Auto);

1.3

« MEK-36 »  
 « MAK-36 »

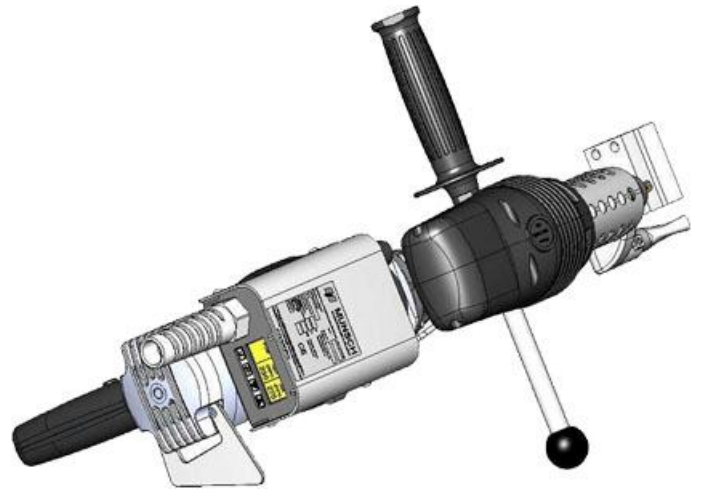


1.4

	MEK-36	MAK-36
	$\varnothing 4$ , $\varnothing 5$	$\varnothing 4$ , $\varnothing 5$
	$\varnothing 4$ - 2,0 $\varnothing 5$ - 3,6	$\varnothing 4$ - 2,0 $\varnothing 5$ - 3,6
	8-30, 1	8-30, 1
	220-230 ± 5%, 50 ± 2%	220-230 ± 5%, 50 ± 2%
	1800	1800
	2100	2300
	650	650
	4550	4750
	300 / 0,4	300 /
	9,0	9,2

2  
2.1

B ( )



D ( )

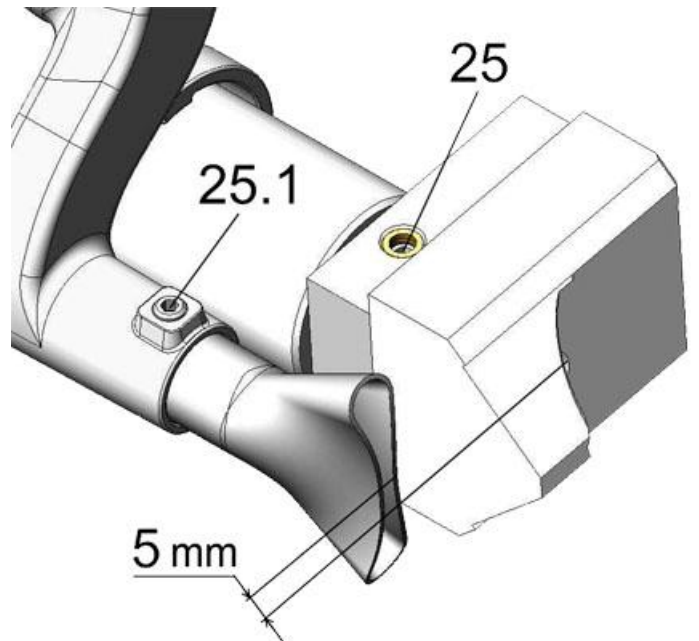


( 4).

DVS 2207

(25),

(25.1),



2.2

MEK  
0,4  
1/2"  
(1)  
MEK  
300 /  
MEK  
LW 13 / NM 7.2.



MEK

2.3

MEK-36 MAK-36 ±5%, 220-230 , 50 ±2%.



2.3.1

- 19 4,0 2.
- 20-50 6,0 2.

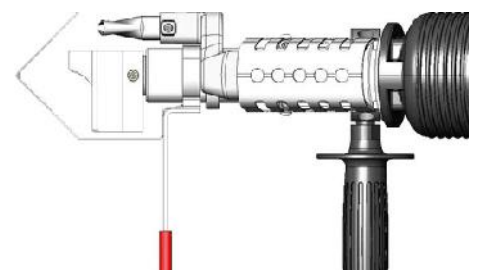
2.3.2

- 
- 

- 
- 
- 

2.4

(MEK) –



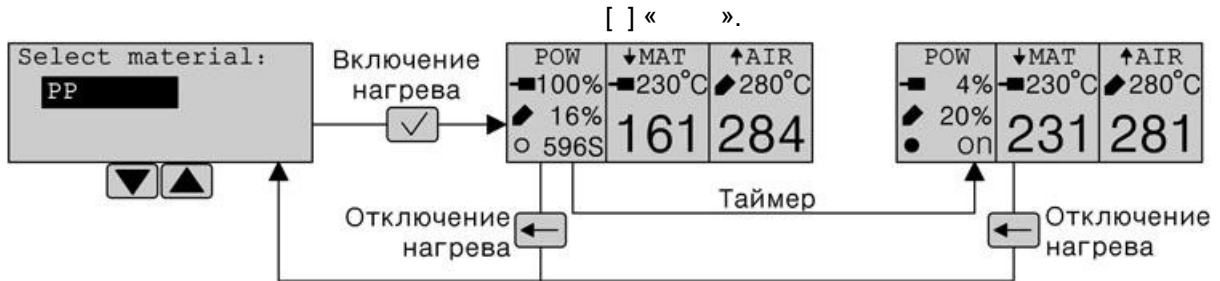
3

3.1

МАК

3.1.1

[ ]



- 
- 
- 
- 
- 
- 

TAir;

TAir ±.

TAir .

TMat;

TMat ±.

TMat .

[ ] « »

( .1),

1

	TMat, °	TMat ±, °	TAir, °	TAir ±, °
PP –	230	±20	280	±70
PE-HD –	230	±20	280	±70
PVDF –	250	±20	300	±70

10

[ ] « »

),

ON

(« »).

3.1.2

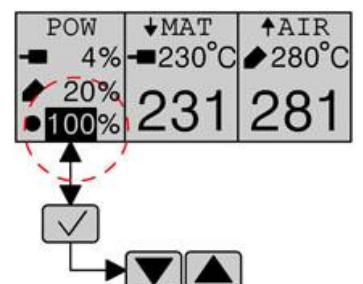
[ ] « ».

[ ] [ ]

4%.

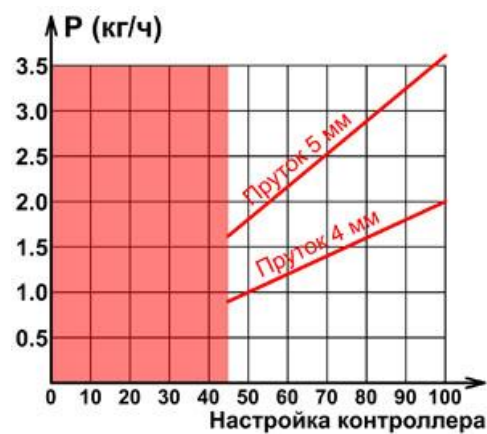
[ ] « ».

[ ] « »

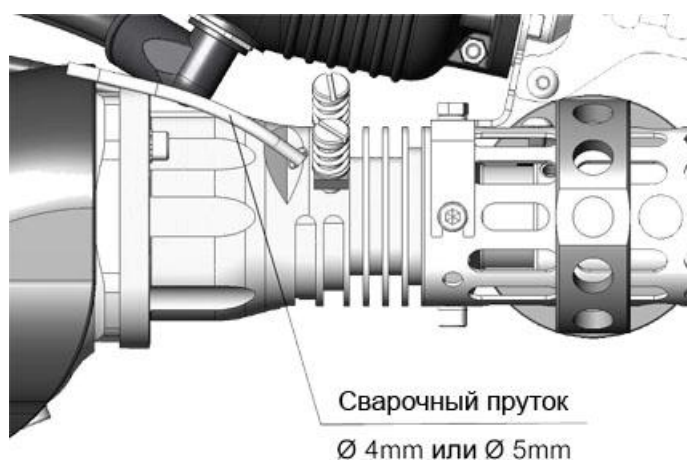




- ( Ø5 , 30 ) – MEK-36 MAK-36  
100) – 3,6 / ,
  - ( Ø4 , 8 ) – MEK-36 MAK-36  
45) – 0,85 / ,
- 45%.



3.2




( 20 )

10

5-

« »



( )

3.3

[ ] (« »)

- MEK:
- MAK:

4

4.1

4.1.1

( )

- 
- 
- 

/ /

- 
- 

- [ ] (« »).

[ ] (« »),

[ ]

3

- [ ] [ ]

[ ] (« »).

POW	↓MAT	↑AIR
■ 4%	■ 230°C	◆ 280°C
◆ 20%	<b>231</b>	<b>281</b>
● on		

✓  
Короткое нажатие

POW	↓MAT	↑AIR
■ 4%	■ 230°C	◆ 280°C
◆ 20%	<b>231</b>	<b>281</b>
● 100%		

✓ ▾  
Нажать и удерживать ~3 сек.

POW	↓MAT	↑AIR
■ 4%	■ 230°C	◆ 280°C
◆ 20%	<b>231</b>	<b>281</b>
● on		

▾ ▴

POW	↓MAT	↑AIR
■ 4%	■ 245°C	◆ 280°C
◆ 20%	<b>231</b>	<b>281</b>
● on		

POW	↓MAT	↑AIR
■ 0%	■ 230°C	◆ 280°C
◆ 20%	<b>245</b>	<b>281</b>
● on		



«  
.4.2.2).

TMat » ( .

(PP, PE PVDF)  
TAir TMat .

4.1.2

- 
- 
- 
- 
- 
- 
- 
- 

[ ] « ».

[ ] « », [ ] .

[ ] .

3 .

[ ] [ ]

[ ] « ».

POW	↓MAT	↑AIR
4%	230°C	280°C
20%	231	281
on		

✓ Короткое нажатие

POW	↓MAT	↑AIR
4%	230°C	280°C
20%	231	281
100%		

✓ ▲ Нажать и удерживать ~3 сек.

POW	↓MAT	↑AIR
4%	230°C	280°C
20%	231	281
on		

POW	↓MAT	↑AIR
4%	230°C	260°C
20%	231	281
on		

POW	↓MAT	↑AIR
28%	230°C	280°C
20%	230	261
on		



«  
.4.2.2).

TAir » ( .

(PP, PE PVDF)  
TAir TMat .

4.1.3

( .4.1.1) ( .4.1.2),

PVDF) (PP, PE,

( ).

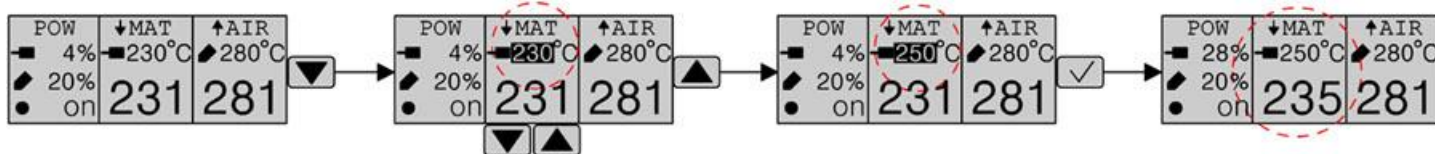
« ».

[ ].

[ ] [ ]

( . .1, .3.1.1).

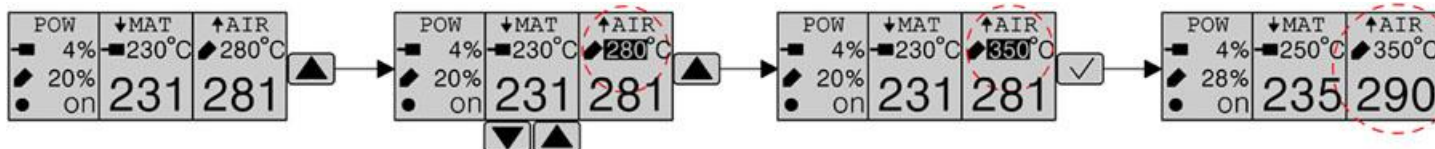
[ ] « »



« ».

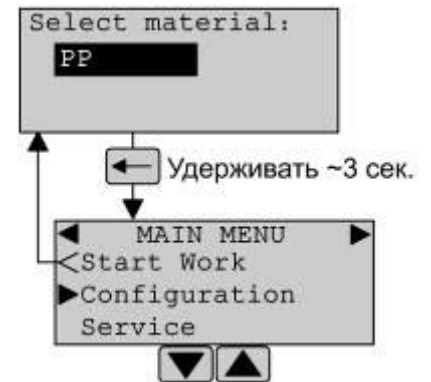
[ ].

- 0° ( . . )

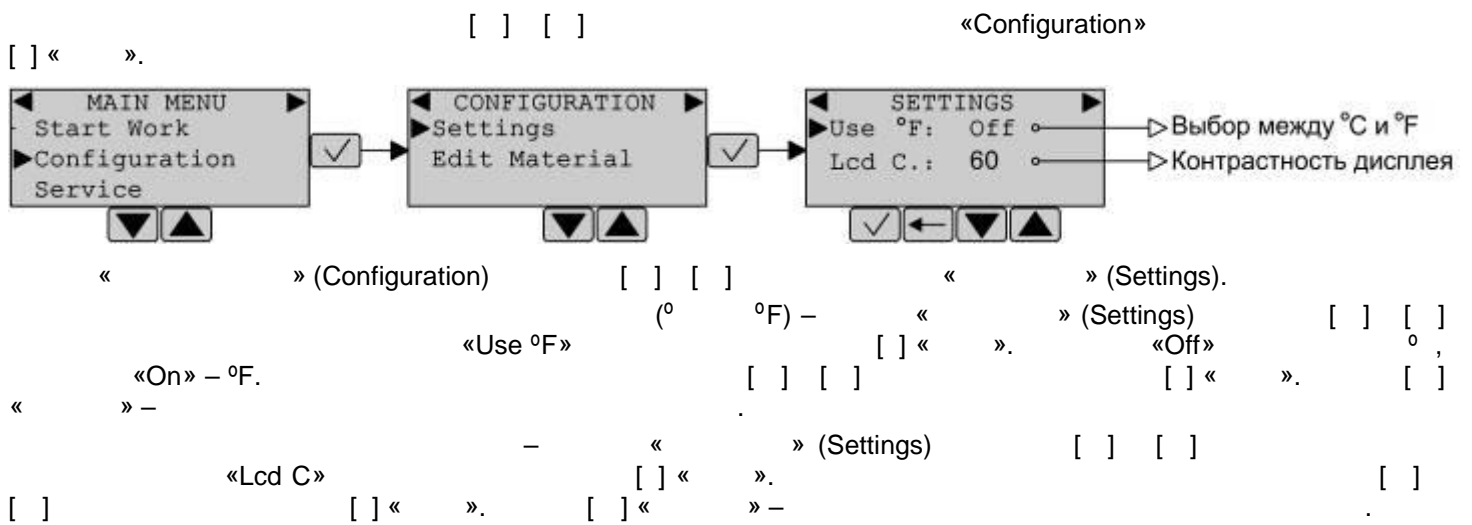


4.2

- « [ ] » (Start Work).
- « [ ] » (Configuration).
- « [ ] » (Service).



4.2.1



4.2.2

« (Configuration) [ ] [ ] « (Edit Material) [ ] « ». 8980 -0. [ ] [ ]. [ ] « » 4-



«User-1». [ ] [ ] 3- - PP, PE PVDF [ ] « ». [ ] [ ] - 3- [ ] « ». [ ] « » - [ ] [ ]

1  
• TAIR;  
• TAIR ±.  
( . .4.1.3).  
• TAIR ( . . ).

2

• TMat;  
• TMat ±.  
( . . 4.1.3).

3

• User 1.  
– [ ] [ ].  
[ ] « 8 »  
[ ] « »

TAir TMat

██████████

5° , TMat -5° .

20° , TMat +20° .

( . . 4.1.1 4.1.2),

TAir TMat

## 5

### 5.1

MEK-36 MAK-36

( 15° )

██████████

« » 5-10

15

).

MAK-36,

300 – 350

– 2-3

(

MEK-36

).

██████████

MUNSCH

██████████

(

)

### 5.2

MAK-36

1 500 – 3 000

300

██████████

500

██████████

(

).

).

–

(

).

5.3

5.3.1

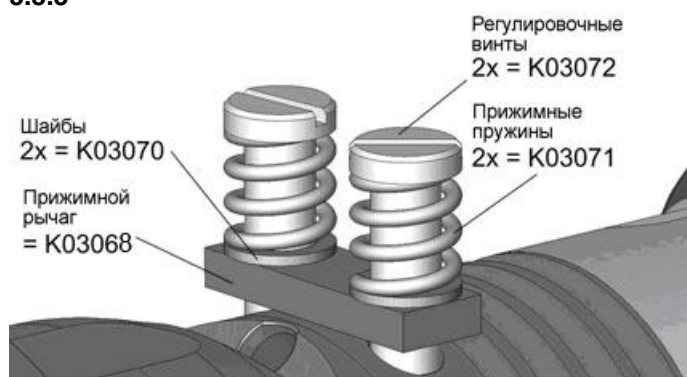
2 ( . K02355)

MUNSCH

5.3.2

K03701 =  
K03702 =  
K03703 =  
K03704 =  
K04080 =

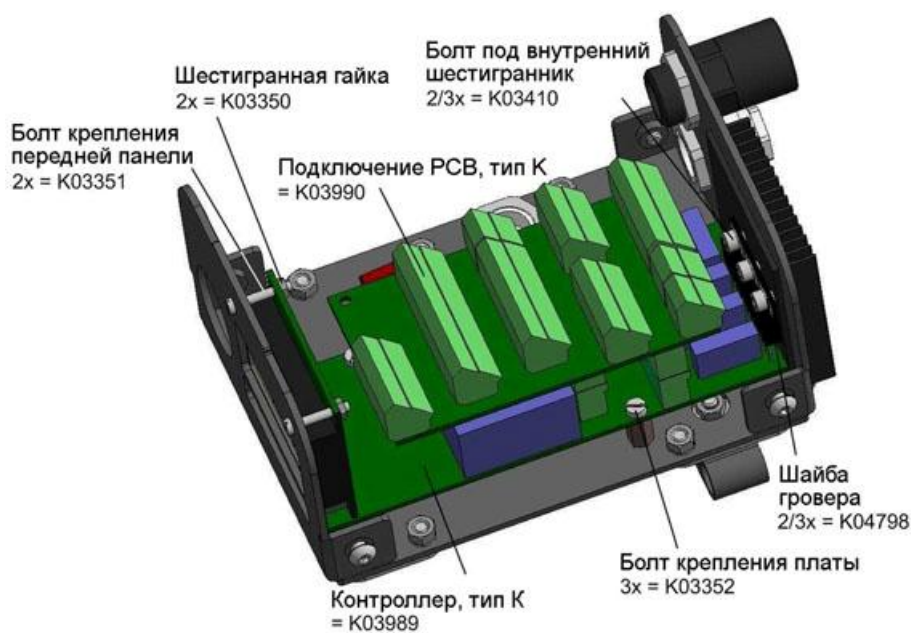
5.3.3



5.3.4



5.3.5





5.3.6

Комплектный термофен MEG-23, 230 V = K04202



Нагреватель воздуха MLE-23, 230 V = K04552



6 — MUNSCH.

	5, 8, 9, 10, 11, 12, 14, 15, 16, 17, 18, 19, 23
	5, 8, 9, 10, 11, 12, 14, 15, 16, 17, 18, 19, 23
	1, 16, 17, 20
	1, 16
	1, 14, 16
	6, 7, 13
	5, 22
	2, 3, 4, 5, 6, 18, 22
	2, 3, 4, 8, 10, 14, 18, 22
	2, 3, 18, 19
: E	2
: OEAIR	2, 13, 22
: OFF	9, 10, 11, 12
	3, 12, 13, 19

1		
2		1)
3		1)
4		3)
5		
6	3)	3)
7	3)	3)
8		
9		
10		
11		
12		1)
13		2) 1) 3);
14	—	
15		- ;
16		; !
17		1)
18		1)
19		1)
20		« » « / »
22	2) 3)	1)
23		

1) MUNSCH 2) MAK 3) MEK


7

( ... ) .

2

- 
- 
- 
-

8



.....  
.....  
.....  
( )

- MEK-36
- MAK-36

.....  
.....  
.....